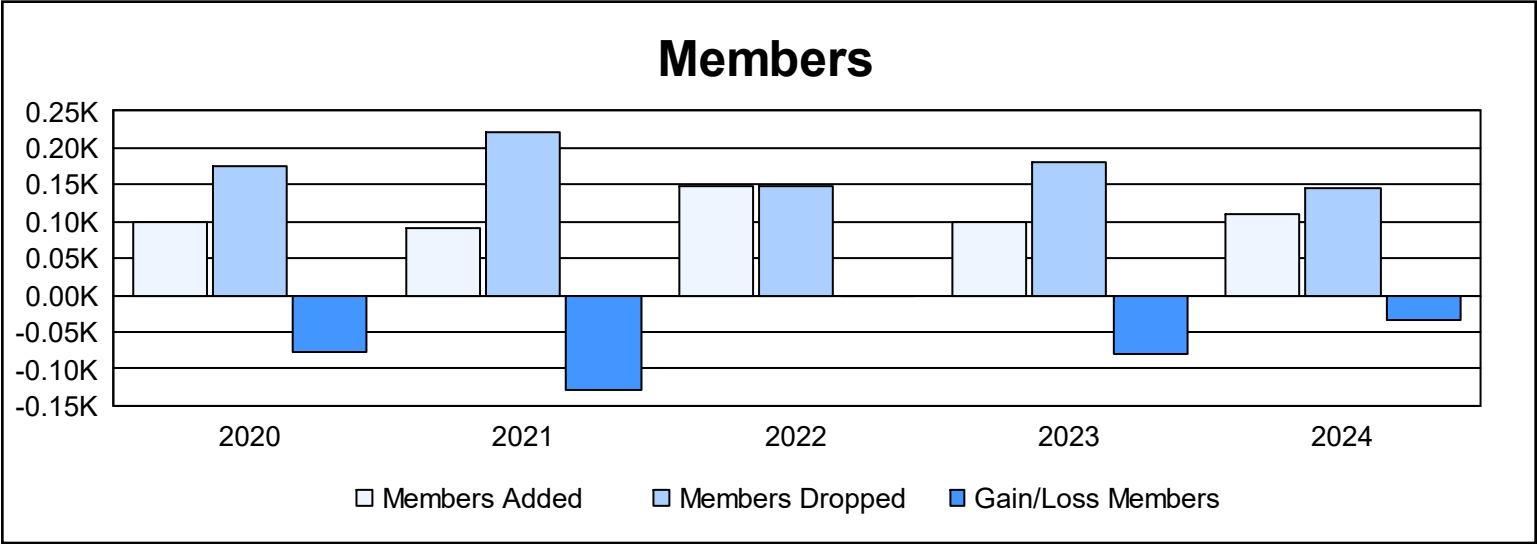
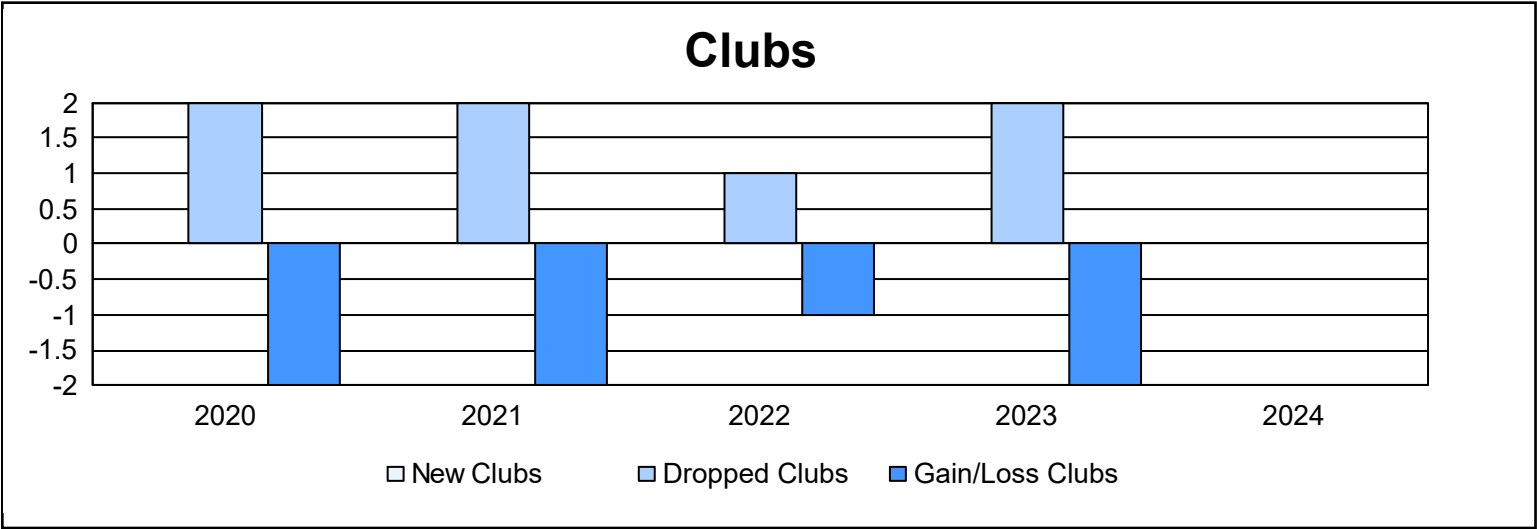
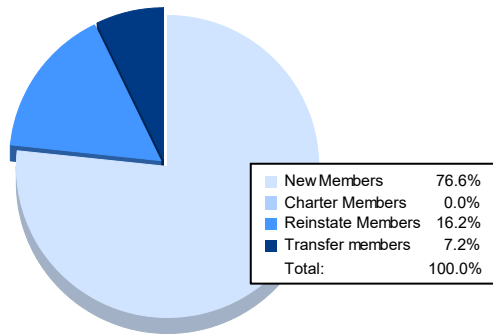


Year	New Clubs	Dropped Clubs	Gain/ Loss Clubs	New Members	Charter Members	Reinstate Members	Transfer Members	Total Member Added	Total Members Dropped	Gain/ Loss Members
2019-2020	0	2	-2	81	1	15	1	98	176	-78
2020-2021	0	2	-2	81	0	5	6	92	221	-129
2021-2022	0	1	-1	121	0	23	3	147	149	-2
2022-2023	0	2	-2	78	0	17	5	100	181	-81
2023-2024	0	0	0	85	0	18	8	111	145	-34
Average	0	1	-1	89	0	16	5	110	174	-65



### Membership Composition June 2024 Cumulative



### Gender Composition June 2024 Cumulative

